

## Introduction of interactive exhibits

Apply for interactive exhibits at the reception desk.  
(All interactive exhibits have a fee and are first come, first serve.)

1F

\* Apply at the reception desk in the main building (MAP ①)



### DC-8 flight experience (MAP ⑥)

You can enjoy a flight experience with a recovered pilot training simulator.



### Boeing 747-400 large-scale model (MAP ②)

You can try out the flight mechanisms while operating a large-scale Boeing 747 model from the cockpit. It also periodically uses projection mapping to display images.



### Boeing 747 section 41 (MAP ⑦)

Nose of a jumbo jet that has flown into Narita Airport. You can go inside during the paid guided tour.

2F



### Interactive hall (MAP ⑧)

Come check out the Boeing 737-MAX flight simulator. Try a flying experience that is close to the real thing!

## Museum Fan Club

### Membership fee

Junior members (ages 4 through elementary school age) ..... 1,000 yen  
Regular members ..... 4,000 yen  
Family members (up to 4 members from a single family) ..... 6,000 yen

### Bonuses

- ① You can visit the museum as many times as you want for 1 year from the day you join.
- ② You can get event information and participate in member-only events (put on at irregular intervals).
- ③ You can get a discount in the museum shop by showing your member card when checking out (not applicable to some items).

### Sign-up procedure

- ① Apply at the reception desk on the first floor of the museum
  - ② Japan Post transfer account number 00150-0-358884  
Account name Museum of Aeronautical Sciences Society
  - ③ Bank transfer Branch name Yucho Ginko 019 Ten (rei-ichi-kyu ten)  
Account type Checking Account number 0358884  
Beneficiary コウクウカガクハクブツカントモノカイ  
We will send your membership card at a later date. (It will take 1 week to 10 days)
- \* Write your name, membership type, address, and phone number in the comment field on the post office bank transfer form.

## Visitor Guide

Hours  
Closed

10:00 am to 5:00 pm (last admission 4:30 pm)

Mondays (or the next day if Monday is a holiday)

December 29 to 31

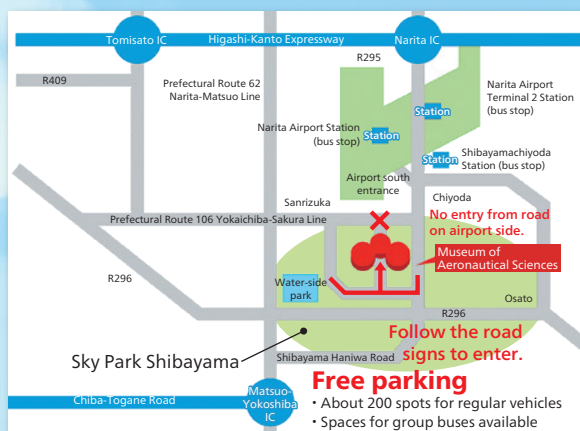
\* We are open every day in August.

Entrance fee

- Adults 700 yen
- Junior high and high school students 300 yen
- Children (ages 4 and up) 200 yen
- Group rates available (for 20 or more people)
- \* To get the group rate, make a reservation over the phone, etc.
- Other than service animals, do not bring pets.
- Do not eat in the facility except at the restaurant.
- Smoke only at the outdoor smoking area.

Requests

## Access



### Train/Bus

15 minutes by bus from JR or Keisei Narita Airport, Narita Airport Terminal 2 Station  
10 minutes by bus from Shibayama Railway Shibayamachiyoda Station  
About 1.5 hours from the Tokyo Station Express Bus Terminal

## Inquiries

Public interest incorporated foundation  
Museum of Aeronautical Sciences

111-3 Iwayama, Shibayama, Sanbu, Chiba 289-1608

TEL 0479-78-0557 FAX 0479-78-0560

E-mail info@aeromuseum.or.jp

Official website <http://www.aeromuseum.or.jp>

Check the official website for the latest information →

Official Twitter @aeromuseum3416



## Request for donations

You can donate from here →

<https://syncable.biz/associate/19890801/>

We appreciate your understanding and cooperation.



# MUSEUM OF AERONAUTICAL SCIENCES

English





# FLOOR GUIDE



**1F Interactive exhibit reception desk and museum shop**  
The museum shop specializes in aircraft goods and has a wide variety of items for you to enjoy.

**2 Boeing 747-400 large-scale model** **Paid, requires ticket**  
You can operate it from the rear cockpit to see how the airplane moves.

**3 Boeing 747 engine**  
You can see an actual jumbo jet engine.  
The internals are shown with projection mapping.



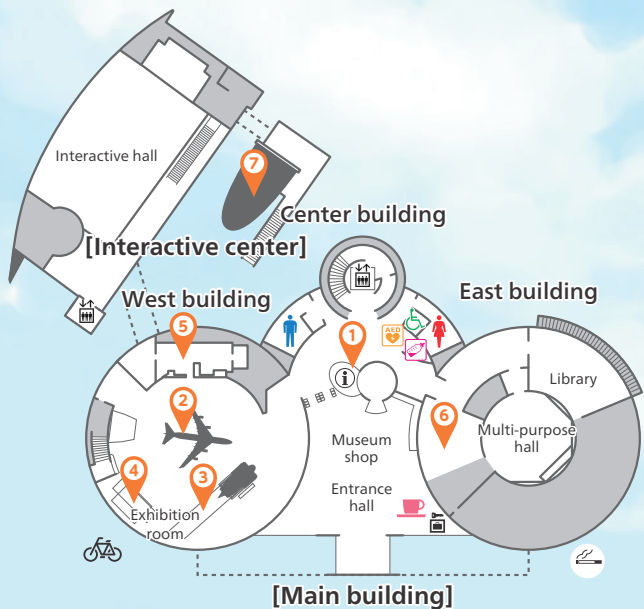
**4 Boeing 747 fuselage cross section**  
An actual jumbo jet was cut into cross-sections to show off the overwhelming size of its structure.



**5 Passenger plane cabin**  
Feel free to take commemorative photos as if you are flying in a large passenger plane.

**6 DC-8 flight experience** **Paid, requires ticket**  
Enjoy a flight experience with the on-board interactive simulator.

**7 Boeing 747 Section 41** **Paid, requires ticket**  
Nose of an actual jumbo jet.



**8 Interactive hall 2F** **Paid, requires ticket**  
Come see the Boeing 737-MAX flight simulator.  
Try a flying experience that is close to the real thing!!



**9 3D chronology of aeronautical history**  
A 3D chronology of the history of airplanes using 300 models.



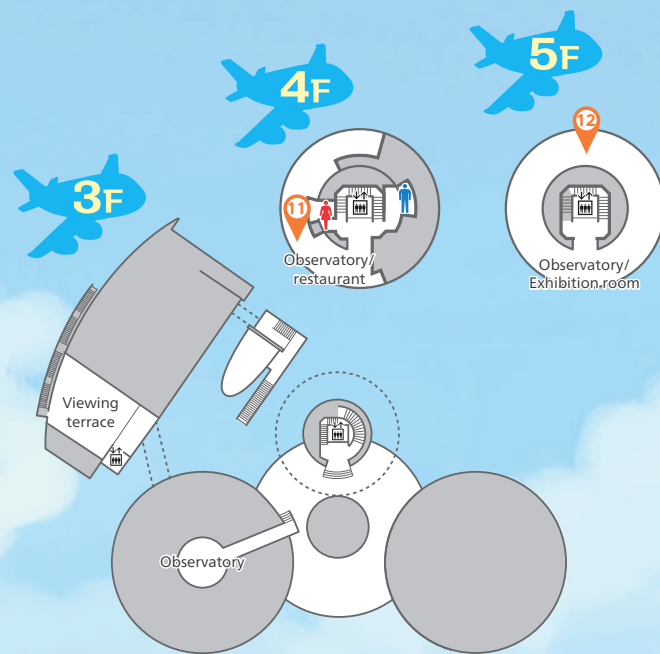
**10 NAA area**  
Learn different things in the NAA area, which provides an introduction to Narita International Airport.  
(NAA = Narita International Airport Corporation)



**How was your visit?**

Please give us your opinion so that we can make improvements

Access the survey from here ➔



**11 4F Observatory/restaurant "Balloon"**  
At the observatory/restaurant Balloon, you can enjoy a nice break while watching aircraft take off and land at Narita Airport.



**12 5F Observatory/Exhibition room**  
You can get a closeup view of aircraft taking off and landing at Narita Airport. It also exhibits devices used for air traffic control, such as a control console.



## Outdoor exhibits

There are around 20 aircraft on display.  
One of the main exhibits is the YS-11 prototype.



- |                                |                     |
|--------------------------------|---------------------|
| Restroom                       | Elevator            |
| Wheelchair-accessible restroom | Rest area           |
| Nursing room                   | Information         |
| Coin lockers                   | Bicycle parking lot |
| Smoking area                   | AED                 |